




Wall Street's Infrastructure. Now in Your Hands.

X-Ray the market: Transforming complex financial data into transparent, free, and instantly actionable insights for every level of investor.

The Multi-Million Dollar Engine, Democratized.


The Old Way



Expensive terminal fees reaching tens of thousands of dollars.



Hours of manual scanning and spreadsheet tracking.




Heavy financial jargon and intimidating charts.




Clunky desktop software.


The DocuRefinery Way



Completely free. No SaaS fees, no subscriptions, no credit cards.



Instant live scanning of 5,000+ US stocks with 1-click smart strategies.



AI acts as a translator, turning raw metrics into clear narratives.




Browser-based, secure local storage, accessible anywhere.

The Funnel of Simplicity: 24 Smart Strategies

You don't need to know which filters to apply. Professional, rule-based algorithms do the heavy lifting instantly.

5,164 Stocks (NASDAQ, NYSE, AMEX)


24 Expert Strategies



Volume Explosion

Catches where big players are entering.

(Auto-Filter: Live Volume > 2M)



Bottom Bouncers

Spots stocks far from their 52-week peak giving V-reversal signals.

(Auto-Filter: Peak Proximity < 50% + Green)



Cash Machine

Finds highly profitable giants with strong cash flow.

(Auto-Filter: P/E 5-15 + 30B+ Cap)

One Click. Zero Manual Setup.



Volume Explosion

Stocks with unusually high volume today. Big players entering?



Live Screener

Symbol	Price	Change	Volume	Market Cap
AAPL	190.50	+3.5% ↗	2.1M	2.8T
NVDA	950.25	+5.2% ↗	1.5M	1.6T
AMD	175.10	+4.1% ↗	1.8M	280B
MSFT	420.30	+2.8% ↗	1.2M	3.1T
GOOGL	155.60	+3.2% ↗	1.6M	1.9T

1. Select

Click any of the 24 expert strategy cards to define your goal (e.g., Where is institutional money flowing?)

2. Auto-Scroll

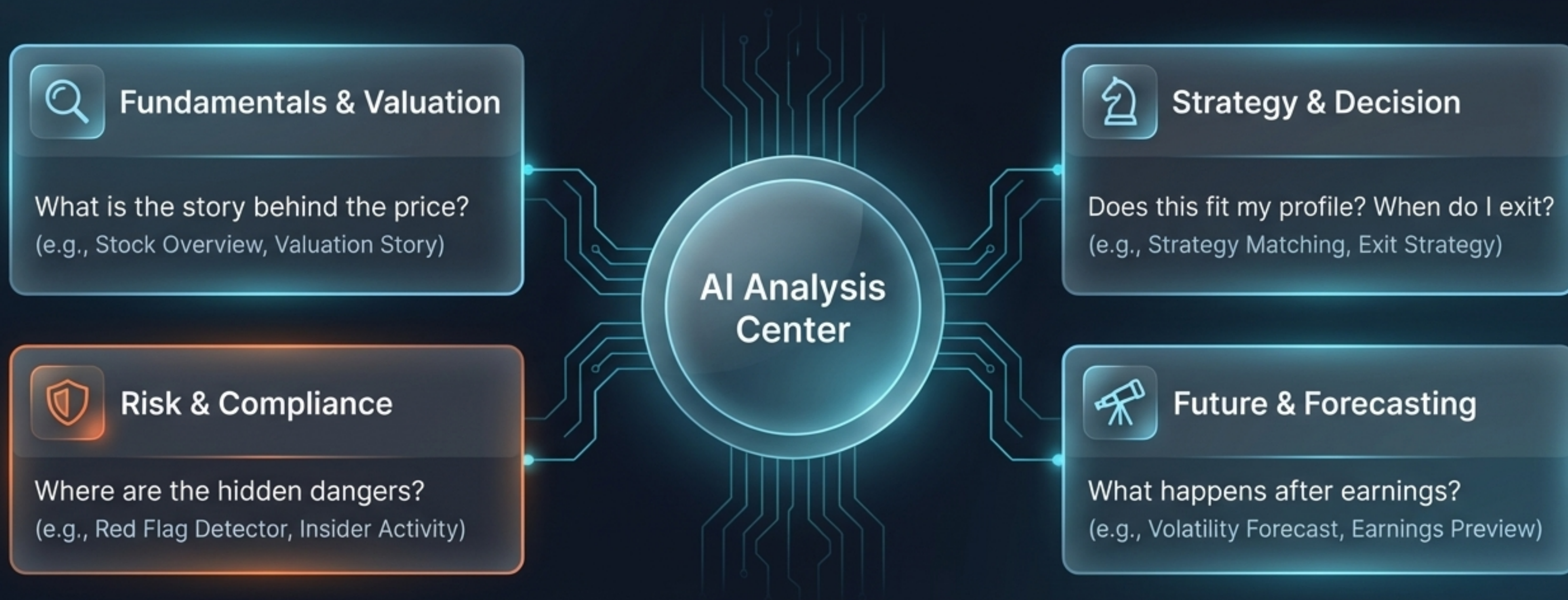
The moment you click, the screen smoothly scrolls down to the Live Screener.

3. Instant Filter

Complex background algorithms instantly eliminate thousands of stocks. You are left only with the precise matches—no manual tweaking required.

Welcome to the AI Analysis Center

Stop wondering “What should I ask?” Access 30 professional, rule-constrained AI modules designed to eliminate hallucinations and deliver precise reports.



The Beginner's Holy Trinity

The three most powerful AI assistants to guide your first steps into the market.



Stock Overview

The Question: How does this company actually make money?

Analyzes the stock through the eyes of Warren Buffett. Replaces 100-page SEC filings with a 5-minute summary of the company's business model and competitive moat.



Valuation Story

The Question: Is this stock cheap or expensive?

Looks past raw P/E ratios to find the fundamental story. Explains in plain text whether the stock is trading below or above its true intrinsic value.




Chart Analysis

The Question: What do these complex lines mean?

Translates technical indicators (MACD, RSI) and support/resistance levels from confusing formulas into clear sentences like "buying pressure is increasing."

Translating the Noise



The 3-Second Workflow

You don't need to be a prompt engineer. Institutional analysis is just three clicks away.



Growing With You: The Heavy Artillery

Mastered the basics? Transition to the deep research tools used by institutional funds.



Red Flag Detector

Scans balance sheets and cash flows for hidden accounting traps and "danger signals" you would normally miss.



Due Diligence

An enterprise-grade data room analyst. AI scans SEC filings, court records, and official patents to evaluate the company's legal foundation.



ETF Exposure

Follow the "Smart Money." Discover if massive funds (like Vanguard or BlackRock) hold this stock and are creating forced buying pressure.



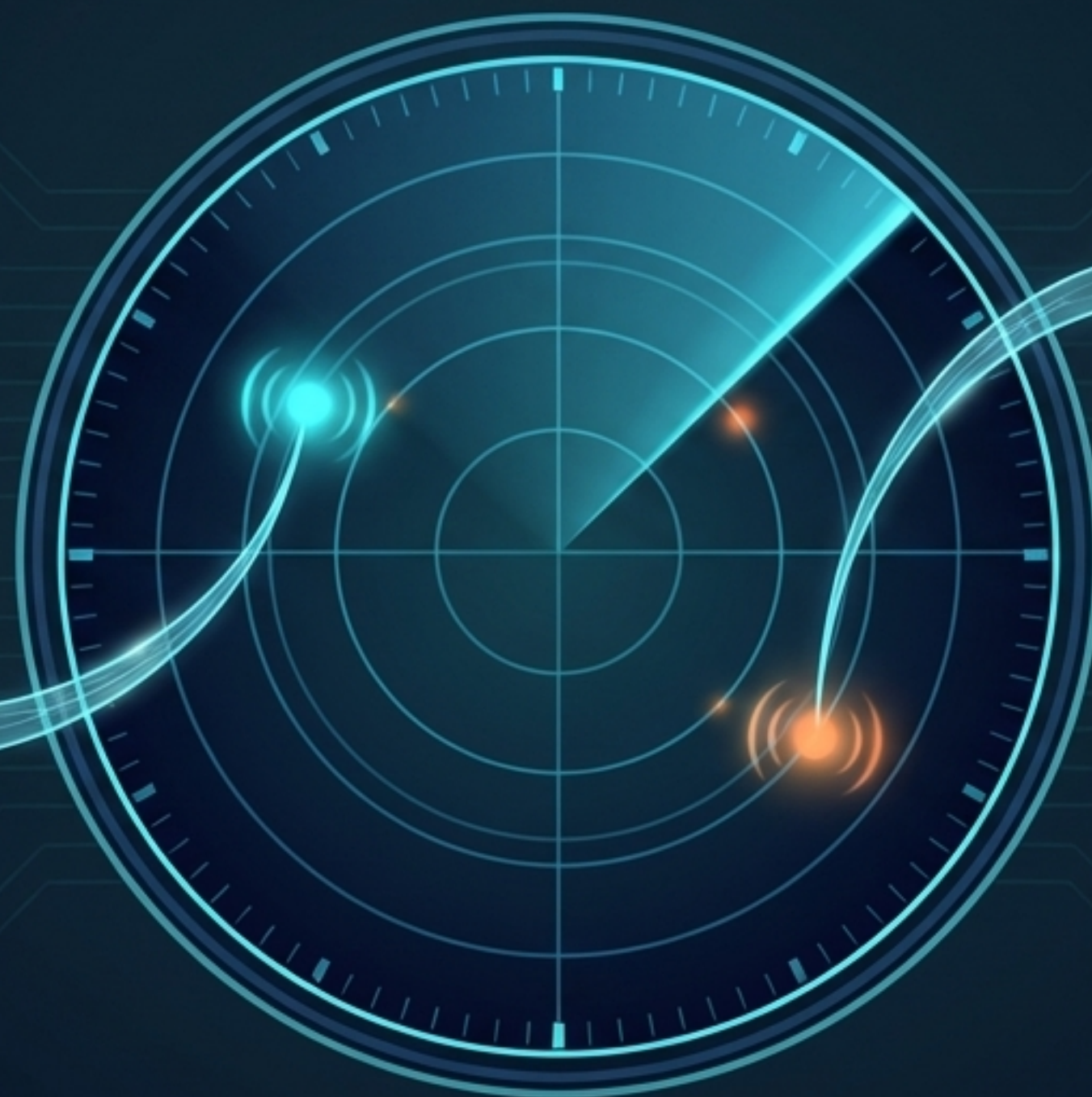
The Early Warning System

Cut through the market noise. Anticipate hidden movements and incoming turbulence.

Insider Activity

Are the ship's captains staying on board?

The AI tracks and interprets the latest trading moves by the CEO and executives. It provides context—differentiating between a routine tax-related sale and a panicked mass exodus by management.



Volatility Forecast

Prepare your portfolio for rough weather.

Predicts expected price fluctuations for the next 30 days.

Helps you adjust your position sizing so you don't commit all your capital right before a major drop.

The Financial Time Machine: What-If Backtest

The safest way to learn is without risking a single dollar.



Simulate the Past

Ask the AI, "If I invested \$10,000 using this strategy during the 2020 crash, what would my portfolio look like today?"

Risk-Free Sandbox

Test your own theories and strategies on historical data before committing real capital.

Data-Driven Proof

Leave the guesswork behind. See verified, historical proof of how a stock behaves during "Black Swan" events and market recoveries.

The Seamless Investment Flow

From a universe of 5,000 stocks to one confident decision.



01



SCAN

Sift through 5,000+ US equities instantly using 24 one-click Smart Strategies.

02



SELECT

Let auto-scroll and background algorithms filter the noise to find your perfect match.

03



ANALYZE

Copy one of 30 professional, rule-based prompts from the AI Hub to your favorite AI assistant.

04



DECIDE

Make data-driven, jargon-free moves with institutional-level confidence.

The Playing Field is Finally Levelled.

5,000 stocks. 30 AI prompts. 24 smart strategies. **Zero cost.**



- ✓ No SaaS subscriptions. No hidden fees.
- ✓ Your personal data is secure and localized.
- ✓ Zero financial expertise required to start.

Start X-Raying the Market Today at docurefinery.com